


# AGGREGATE GUIDE

## CONCRETE & MASONRY APPLICATIONS



 **YORK**  
BUILDING  
PRODUCTS  
A STEWART COMPANY

# AGGREGATE GUIDE - CONCRETE APPLICATIONS


**PLANT AVAILABILITY LEGEND:**

B= Belvedere Plant | C= Cecil Plant | DP= Dryer Plant | LQ= Lincoln Quarry | P= Perryville Plant | RQ= Roosevelt Quarry | S= Shrewsbury Facility | SP= Specialty Plant

**PRODUCT**

**DESCRIPTION**


**PARTICLE SIZE DISTRIBUTION**



**3/4" Gravel**  
Designed mainly for use as a coarse aggregate in ready mix concrete. This gravel also serves as a drainage layer under slabs.

Sieve Size:	1 1/2"	1"	3/4"	1/2"	3/8"	#4	#8	Pan
% Passing:	100	96.18	73.15	36.58	9.22	1.35	0.68	0.00

**Plant Availability: B | C | P**



**#57 Stone**  
Also referred to as PA 2B. This aggregate is commonly used in asphalt mixes, ready mix concrete and for stone driveways.

Sieve Size:	1 1/2"	1"	3/4"	1/2"	3/8"	#4	#8
% Passing:	100	98	88	44	19	5	2.5
PA Spec:	100	95-100		25-60		0-10	0-5


**Plant Availability: LQ | RQ | S**



**#6 Stone**  
Also referred to as 3/4" stone. This aggregate is commonly used in ready mix concrete as well as drainage applications-- such as backfill for a retaining wall.

Sieve Size:	1"	3/4"	1/2"	3/8"	#4	#8
% Passing:	100	95	38	14	4	1.9
PA Spec:	100	95-100	20-55	0-15	0-5	


**Plant Availability: LQ | RQ | S**



**467 Multi-Rose Color**  
Unique blend of colored limestone used in landscaping.

Sieve Size:	2"	1 1/2"	1"	3/4"	1/2"	3/8"	#4
% Passing:	100	100	89	67	24	9	2


**Plant Availability: RQ**



**#6 Black Rose**  
A uniquely colored limestone used in concrete as well as decorative blocks and paving stones.

Sieve Size:	1"	3/4"	1/2"	3/8"	#4
% Passing:	100	93	30	11	2

**Plant Availability: RQ**



**#6 Multi-Rose Color**  
Unique blend of colored limestone used in landscaping.

Sieve Size:	1"	3/4"	1/2"	3/8"	#4
% Passing:	100	93	30	11	2


**Plant Availability: RQ**



**#8 Stone**  
Also referred to as 1B or 1/2". This aggregate is commonly used in concrete and asphalt mixes, a base for poured walls, and pipe trench backfill.

Sieve Size:	1/2"	3/8"	#4	#8	#16
% Passing:	100	90	26	5	2.6
PA Spec:	100	85-100	10-30	0-10	0-5


**Plant Availability: LQ | RQ | S**



**#8 Black Rose**  
A uniquely colored limestone used in concrete as well as decorative blocks and paving stones.

Sieve Size:	3/8"	#4	#8	#100	#200
% Passing:	100	64.1	15.6	1.1	.6

**Plant Availability: RQ**



**#8 Multi-Rose Color**  
Unique blend of colored limestone used in landscaping.


Sieve Size:	1/2"	3/8"	#4	#8	#16
% Passing:	3	5	20	86	100

**Plant Availability: RQ**

**PRODUCT**

**DESCRIPTION**


**PARTICLE SIZE DISTRIBUTION**



**Grout Gravel**  
Aggregate commonly used in grout mixes and for pump priming.

Sieve Size:	1/2"	3/8"	#4	#8	#16	#30	#50	#100	Pan
% Passing:	100	95.8	78.7	65.8	55	41.5	19.8	3.6	0


**Plant Availability: B**



**Pea Gravel**  
A gravel that consists of small, rounded stones with a nominal size of 3/8" used in concrete walkways, driveways, and other landscape applications.

Sieve Size:	3/4"	1/2"	3/8"	#4	#8	Pan
% Passing:	100	100	84.6	13.3	3.35	0.00


**Plant Availability: B | C | P**



**A7 Architectural Crushed Gravel**  
High quality, decorative crushed gravel used in exposed concrete and retaining wall blocks. ASTM C1549 - solar reflectivity tests show value greater than 49%.

Sieve Size:	3/4"	1/2"	3/8"	#4	#8	#200
% Passing:	100	96.6	81.4	12.6	1.8	0.3


**Plant Availability: SP**



**Manufactured Concrete Sand**  
A limestone sand that can be used as or blended with natural sand in the production of concrete.

Sieve Size:	3/8"	#4	#8	#16	#30	#50	#100	#200
% Passing:	100	98	86	54	32	18	8	4.4
PA Spec:	100	95-100	80-100	50-85	26-60	10-30	2-10	


**Plant Availability: LQ | RQ**



**#10 Screenings**  
Commonly used in the manufacturing of concrete block, other masonry products, and for backfill in electric trenches.

Sieve Size:	3/8"	#4	#8	#16	#30	#50	#100	#200
% Passing:	100	96	53	32	23	19	15	1.43


**Plant Availability: LQ | RQ | S**



**C-33 Concrete Sand**  
Meets ASTM C-33 and AASHTO M-6. Our concrete sand is consistent, and maintains ideal FM's.

Sieve Size:	3/8"	#4	#8	#16	#30	#50	#100	#200
% Passing:	100	99.7	86.9	60.5	29.8	11.2	3.1	.2


**Plant Availability: B | C | P**



**White C-33 Concrete Sand**  
A manufactured white concrete sand often specified by architects where certain color properties are needed.

Sieve Size:	3/8"	#4	#8	#16	#30	#50	#100	#200
% Passing:	100	100	99.3	61.7	11.3	.17	0.00	0.00


**Plant Availability: SP**



**White Mason Sand**  
Used extensively by brick and block manufacturers. Also used by masons for its highly desirable white color for mortar mixes.

Sieve Size:	#4	#8	#16	#30	#50	#100
% Passing:	100	99.5	82.5	58.2	30.8	8.9


**Plant Availability: SP**



**C-144 Mason Sand**  
Meets ASTM C-144, and is used widely in MD and surrounding states on highly-specified masonry projects.

Sieve Size:	#4	#8	#16	#30	#50	#100	#200
% Passing:	100	98.9	90.7	74.4	25.7	4.4	0.6

**Plant Availability: P**



**Mason Sand (MS2)**  
Popular masonry sand prized for its smooth and consistent performance.

Sieve Size:	3/8"	#4	#8	#16	#30	#50	#100	#200
% Passing:	100	99.9	99.6	98.9	91.9	31.3	4.6	0.8

**Plant Availability: P**

#### LINCOLN QUARRY

5460 Lincoln Highway West, Thomasville, PA

Sales: 717.771.3545

Dispatch: 717.792.1200

#### ROOSEVELT QUARRY

1070 Roosevelt Avenue, York, PA

Sales: 717.771.3545

Dispatch: 717.854.8040

#### SHREWSBURY FACILITY

14354 Mount Airy Road, Shrewsbury, PA

Sales/Dispatch: 717.235.5323

#### DRYER PLANT

5952 Lincoln Highway West, Thomasville, PA

Sales: 717.771.3545

Dispatch: 717.792.1200

#### BELVEDERE PLANT & SPECIALTY PLANT

1079 Belvidere Road, Port Deposit, MD

Sales: 717.771.3545

Dispatch: 410.378.0070

#### CECIL PLANT

340 Perry Lawn Drive, Port Deposit, MD

Sales: 717.771.3545

Dispatch: 410.378.0070

#### PERRYVILLE PLANT

4080 Pulaski Highway, Perryville, MD

Sales: 717.771.3545

Dispatch: 410.378.0070

## The Concrete Products Industry

### We Understand Concrete Production Needs.

Understanding the **specific needs and uses** for aggregate is critical in developing aggregates that are safe, clean and cost-effective for the concrete industry. By consulting with customers, we are able to better target the exact aggregate mix of size and type to meet those needs.

### We Are Involved In The Industry.

We understand first hand the needs and challenges of this industry. We are active members of national, state and local trade organizations, through with our involvement, we stay abreast of industry changes to better tailor our mix of products to keep your projects in-spec.

### It's About The Aggregate.

Our PA-based quarries and MD-based sand plants give us the perfect blend of aggregate product types necessary for this industry-- providing you with a one-stop-shop for all your aggregate needs. Through rigorous product testing in our labs, we ensure our product consistently meets or exceeds industry specification. Technical data sheets are available on our website for download.

Simply visit [www.yorkbuilding.com](http://www.yorkbuilding.com), choose the product you need, and click on the test report download.



950 Smile Way, York, PA 17404  
800.673.2408 | [www.yorkbuilding.com](http://www.yorkbuilding.com)